

HOJDAVAK

BABY SPRING FOR HOJDAVAK
BABY HAMMOCK CRADLES

en

**READ CAREFULLY!
STRICT SAFETY RULES APPLY TO
THE USE OF THE SPRING!**

INSTRUCTIONS FOR USE

Dear Customer, Dear Parent,

We are delighted that you have chosen the Baby Spring, a recommended addition to the Hojdavak Baby cradle. This is a product that we have made with love in the Czech Republic in partnership with Czech manufacturers.




Thank you for your purchase!


Your Hojdavak Team

INTENDED USE

- The spring, holding a quality steel spring wire certificate, is designed to result in soft swinging that quickly calms and lulls a baby to sleep.
- Recommended accessory for the Hojdavak Baby cradles
- Active **from 3 kg**, maximum bearing capacity **15 kg**

SAFETY RULES

-  **DO NOT** use the spring without a **TIED AND PROPERLY INSTALLED SAFETY ROPE!** The rope secures the cradle in case of breaking or other damage to the spring.
-  **REGULARLY CHECK** that the safety rope is properly installed and in perfect condition. If any defects are found, arrange for them to be fixed immediately. Install the rope according to the instructions. If the rope is damaged, replace it with a new one.
-  **DO NOT** use or store the spring **IN A WET OR DAMP ENVIRONMENT - RISK OF CORROSION!**



After purchasing a new spring, CHECK the installation of the safety rope according to the instructions below, or install the rope correctly.

CONTENTS OF PACKAGING

1 UPPER SNAP-HOOK WITH SCREW OPENING

- inserted into the prepared rope for suspension, the snap-hook in the stand, or other anchor
- attached to the spring and safety rope with a fixing tape

Material: Zinc

1

2 SPRING

Material: high-quality steel spring wire – galvanised
Dimensions: design length 30 cm, eye diameter 4 cm
Bearing capacity: 15 kg maximum

2

3 SAFETY ROPE

- passes through:
 1. the upper snap-hook and the upper eye of the spring
 2. the spring
 3. the lower eye of the spring and the lower snap-hook with the screw opening
- the length of the rope is consistent for use when the spring is extended with a maximum load of 15 kg
- two ends firmly tied together by two successive one-way knots
- the rope is attached to the eye of the spring by means of a knot so that the rope does not interfere with the swinging

4

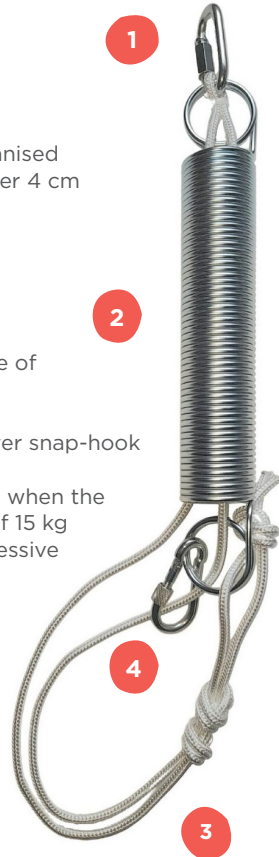
Material: knitted polyamide cord with core
Dimensions: length 2 m, diameter 5 mm

3

4 LOWER SNAP-HOOK

- used to suspend the cradle; insert the large Hojdavak Baby snap-hook into the snap-hook with the screw opening

Material: Zinc



RUN A TEST!



Run a test to make sure the cradle is correctly installed before using it for the first time and after each time you handle the safety rope.

1 Take the large snap-hook under the spring and pull the spring as much as the safety rope allows, using downward pressure.

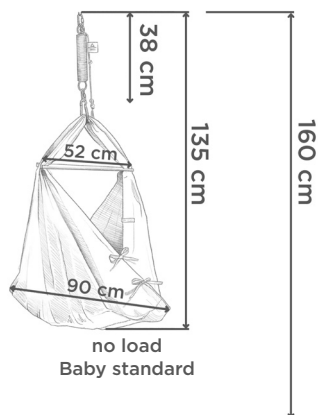
2 The cradle must remain suspended above the ground when the spring is fully extended.

If the cradle touches the ground, shorten the safety rope by sliding both knots up closer to the spring.

Repeat the test!

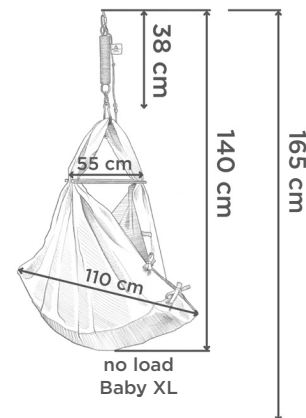
DIMENSIONS OF CRADLE WITH SPRING

HOJDAVAK BABY STANDARD



with a maximum load of 15 kg
Baby standard

HOJDAVAK BABY XL



with a maximum load of 15 kg
Baby XL

Please feel free to contact us at any time by calling **+420 720 752 328**, we will be happy to advise you.

ČESKÁ VERZE KE STAŽENÍ NA:
WWW.HOJDAVAK.CZ

DEUTSCHE VERSION ZUM DOWNLOAD:
WWW.HOJDAVAK.DE

Manufacturer: Petra Holá
Company Reg. No 68971575

Downloadable instructions:
www.hojdavaak.cz